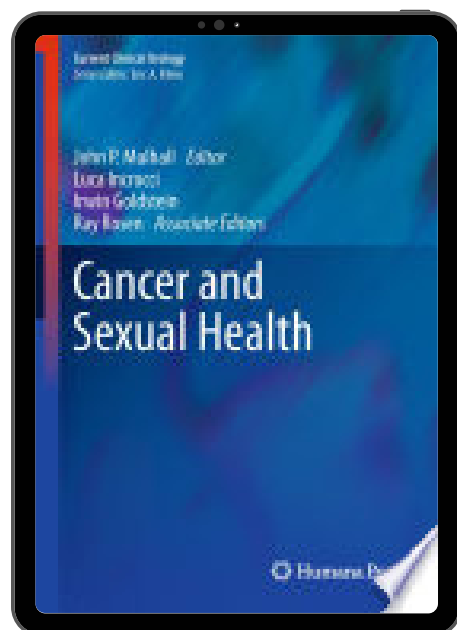


# Boletim de aquisições

## E-books adquiridos em ago/2022

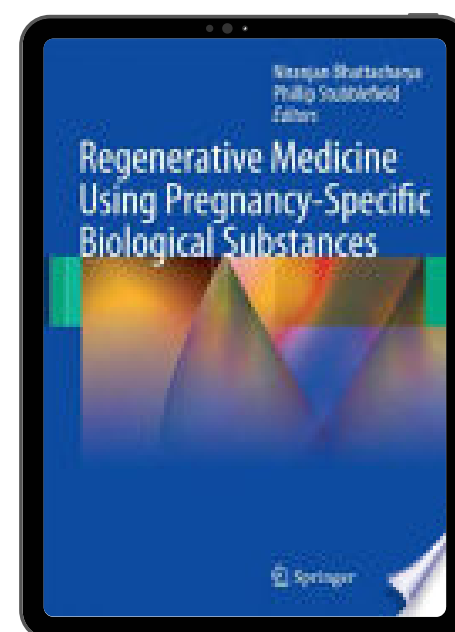



MULHALL, John P. Cancer and sexual health. Totowa, N.J.: Humana Press, 2011.

The average physician and even cancer care-givers are not knowledgeable about the effects of cancer treatment on sex and reproductive life. They are even less aware of the options available for treatment of such patients. Cancer and Sexual Health fills a great need for a reference work devoted to the link between cancer and human sexuality. The volume is designed to give a comprehensive and state-of-the-art review of the sexual and reproductive consequences of cancer diagnosis and treatment. It will prove an invaluable resource for those clinicians caring for cancer patients as well as acting as a reference text for the sexual medicine clinician who may not see a large number of cancer patients.

BHATTACHARYA, Niranjan. Regenerative medicine using pregnancy-specific biological substances. London: Springer London, 2011.

Regenerative Medicine Using Pregnancy Specific Biological Substances is an international attempt to bring researchers working on the potential uses of pregnancy specific biological substances in regenerative medicine, under one umbrella. More than 72 distinguished authors from five continents have contributed in the 40 chapters of the book. It will be a good reference source, not only for practicing clinicians, but also for those interested in research in immunotherapy; stem cell therapy; regenerative therapy and various specialties such as cardiology, neurosurgery and cardiothoracic surgery. This book brings together some of the important work that is being done along with unpublished observations that will help to shape the contours of future therapy in the field of modern regenerative medicine. It promises to be an eye-opener to the enormous potential of hitherto discarded material that had been so far considered as a pure biological waste. The book will have served its purpose if it acts as a stimulant to professionals and clinical scientists who can build on the knowledge and expand the curative potential of pregnancy-specific biological substances.



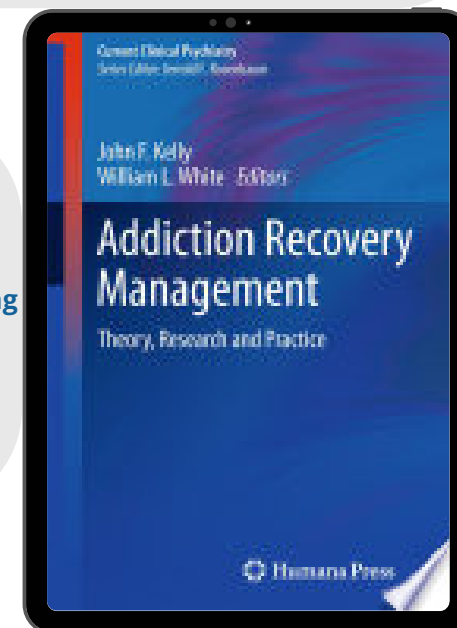


MAISCH, Bernhard. *Interventional pericardiology: pericardiocentesis, pericardioscopy, pericardial biopsy, balloon pericardiotomy, and intrapericardial therapy*. Berlin, Heidelberg: Springer Berlin Heidelberg, 2011.

Interventional Pericardiology gives a unique and comprehensive view on an often neglected but clinically very important part of cardiovascular disease: The pericardium and the adjacent myocardium or epicardium. The authors of this up-to-date compendium on pericardial disease etiology, diagnostics and treatment, Professors Bernhard Maisch (Marburg), Arsen Ristic (Belgrade), Petar Seferovic (Belgrade) and Teresa Tsang (Rochester) focus on recent advances to the new window that has been opened to the heart by flexible and video-assisted pericardioscopy, modern biochemical, immunohistological and molecular tools for the analysis of epicardial and pericardial biopsies, which have been acquired safely under pericardioscopic control by the interventional pericardiologist. Their book adds brand-new information to the recent and so far only guidelines world-wide by the European Society of Cardiology on the management of pericardial diseases. This task-force has been chaired by the lead author B. Maisch. Accordingly "Interventional Pericardiology" belongs in every medical library and on the desk of every cardiologist, cardiological interventionalist, and trainee with an interest in pericardial diseases.


KELLY, John F. *Addiction recovery management: theory, research and practice*. Totowa, NJ: Humana Press, 2011.

*Addiction Recovery Management: Theory, Research, and Practice* is the first book on the recovery management approach to addiction treatment and post-treatment support services. Distinctive in combining theory, research, and practice within the same text, this ground-breaking title includes authors who are the major theoreticians, researchers, systems administrators, clinicians and recovery advocates who have developed the model. State-of-the art and the definitive text on the topic, *Addiction Recovery Management: Theory, Research, and Practice* is mandatory reading for clinicians and all professionals who work with patients in recovery or who are interested in the field.



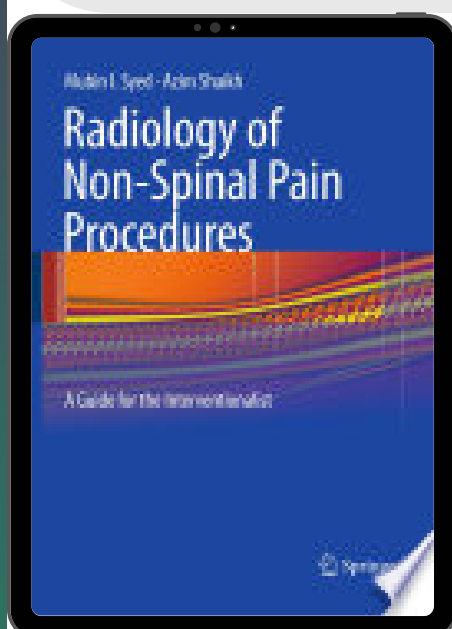

PELBERG, Robert.; MAZUR, Wojciech. *Vascular CT angiography manual*. London: Springer London, 2011.

Vascular medicine is an ever changing and rapidly advancing field, and with the onset of state of the art diagnostic and imaging modalities, we are recognizing that vascular illness is more prevalent than once thought. The proper diagnosis and treatment of this vascular illness may prevent stroke, salvage a limb and even save a life. Advancements in CT angiography have made vascular CT angiography the modality of choice for accurately diagnosing vascular disease and the management of its treatment. Modern, multi-slice CT provides noninvasive, direct imaging of virtually the entire vascular system in a safe, effective and accurate manner without the inherent risk attributed to invasive angiography. Furthermore, it is widely available, even in institutions that do not perform invasive angiography. *Vascular CT Angiography Manual* distills vascular CT angiography and the diseases for which it is meant to diagnose into an easy to follow and inclusive resource. Designed for residents and fellows in cardiovascular medicine and radiology as well as for those already in practice, this work makes 'difficult to understand' concepts easy to comprehend with the aid of simple, intuitive diagrams, charts and clinical CT image examples. For those already proficient in vascular CT, this book will serve as a valuable resource as it compiles a complete radiation review, imaging protocols, screening recommendations, disease states and imaging tips in one location. It is organized and easy to follow, as each clinical chapter is organized to include sections on anatomy, disease states, accuracy of CT, and an approach to reading CT angiography.



ABDULLA, Ra-id. Heart diseases in children: a pediatrician's guide. New York, NY: Springer US, 2011.

As front line health care providers for children, pediatricians are entrusted with the responsibility for discovering early signs of heart diseases in this complex patient population. Especially in the newborn period, the presentation of pediatric heart disease is frequently obscure, and the consequences of these illnesses can be devastating if not caught early and managed correctly. This comprehensive, easy to understand book is a ready guide to acquiring the proficiency and confidence necessary to decipher the wide spectrum of disease presentations. Case scenarios give life to each chapter, with key images and illustrations reinforcing notable concepts. Special attention is given to the interpretation of chest radiographs and the role of echocardiography and catheterization. All chapters are dual authored by an academic cardiologist and a practicing general pediatrician, resulting in this book's elegant blend of medical authority, real life value, and fresh practical viewpoints. Heart Diseases in Children: A Pediatrician's Guide is divided into four sections. The first is an overall approach to heart diseases in children with ample discussion to diagnostic testing. The second and third sections cover the spectrum of congenital heart defects and acquired heart diseases. The fourth section presents issues related to office cardiology. The book concludes with an extensive drug appendix. Significant and meaningful online complements, heart sounds and murmurs are available at [www.pedcard.rush.edu](http://www.pedcard.rush.edu) providing practitioners the materials necessary to build confidence in their auscultatory skills. This unique book is a go-to resource for pediatricians, pediatric residents, family practitioners, medical students and nurses...

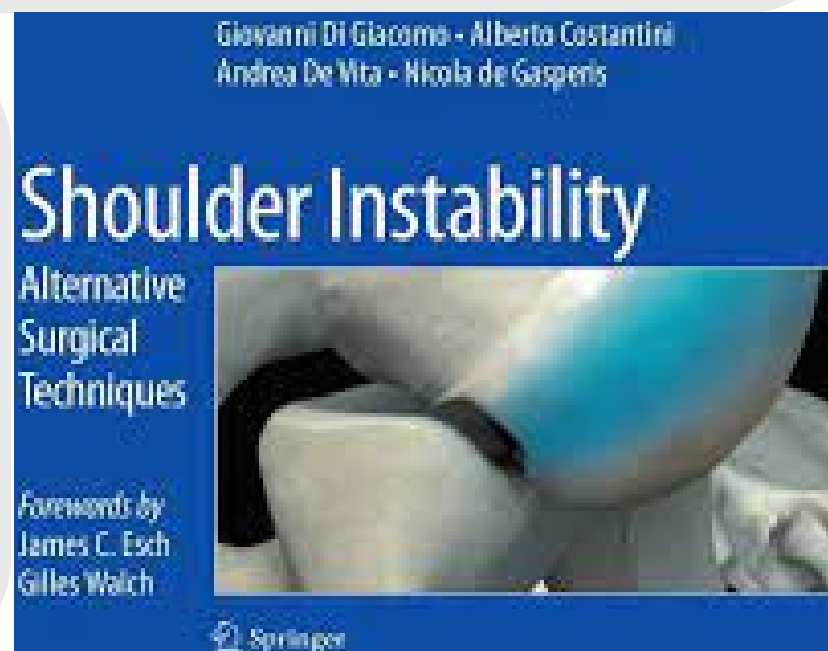


SYED, Mubini I.; SHAIKH, Azim. Radiology of non-spinal pain procedures: a guide for the interventionalist. Berlin, Heidelberg: Springer Berlin Heidelberg, 2011.

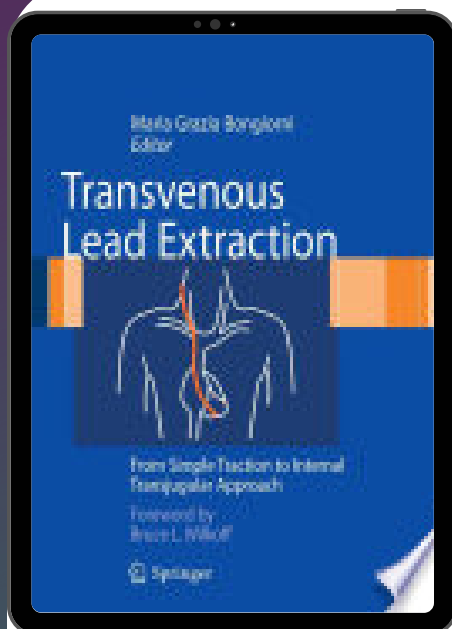
Most interventionalists are not radiologists and most radiologists do not understand interventional pain procedures. Nevertheless, interventionalists order extensive diagnostic imaging in the workup prior to any intervention. Against this background, this handy, well-illustrated manual has been designed to meet the major need of interventional pain physicians to understand the radiologic imaging involved in the performance of non-spinal pain procedures. It provides information on such topics as radiologic anatomy, the radiologic manifestations of indications and contraindications to interventional procedures, and the radiologic appearance of complications that may arise from these procedures. In addition, it will be useful for the diagnostic radiologist, who may be unaware of many of the interventional pain procedures. The chosen format will ensure that the reader is quickly able to reference any given procedure. Sections are devoted to the head and neck, thorax, abdomen, pelvis, and the upper and lower extremities. As this is a guidebook, it does not encompass every single pathologic entity that may be encountered; however, the commonly performed non-spinal pain procedures are included. This text will prove essential for any interventionalist who does not have easy access to a radiologist and vice versa.

DI GIACOMO, Giovanni. Shoulder instability: alternative surgical techniques. Milano: Springer Milan, 2011.

Over the past few years, international literature has highlighted the limitations of arthroscopic treatment for antero-inferior instability of the shoulder. Therefore, the question arises as to which technique – open surgery or arthroscopy – may represent the best alternative to the classical arthroscopic capsuloplasty. The volume is organized into eight chapters and presents eight different techniques. Each chapter describes the non-surgical and surgical algorithms for the treatment of unidirectional and multidirectional antero-inferior instabilities, with and without shoulder laxity. The chapters offer a detailed description of each technique, enhanced by 10–15 high-definition photographs, tips, tricks and pitfalls, as well as surgical steps. The book is aimed at medical students, fellows, specialists, orthopedic surgeons, physiotherapists, and rehabilitation and generalist physicians.









**BONGIORNI, Maria Grazia.** Transvenous lead extraction: from simple traction to internal transjugular approach. Milano: Springer Milan, 2011.

In recent years, indications for defibrillators and cardiac resynchronization therapy have expanded enormously. The implanted leads necessary for these devices to function, however, have a limited life span, and their extraction will be an increasing issue in clinical practice for treating short- and long-term complications, such as infections and lead failures. Aim of this book is to provide state-of-the-art techniques for lead extraction and to cover subjects such as lead characteristics, indications for lead removal, patient preparation, extraction tools and techniques, complication prevention and management. A series of tips and tricks for approaching particular conditions (tight costoclavicular space, fractured leads, implantable cardioverter-defibrillator leads, endangered leads) is presented. A new extraction technique through the internal jugular vein is described: several examples are given, and high-quality images help thoroughly depict this innovative procedure. An excellent resource for all individuals involved in managing cardiac patients: cardiologists, arrhythmologists, surgeons, general practitioners, pediatricians, and postgraduate students in those disciplines.

**EISENBERG, Mark J.** The physician scientist's career guide. New York, NY: Springer US, 2011.

The Physician Scientist's Career Guide provides a complete guide to having a successful career as a Physician Scientist. Filled with first-hand experiences and practical advice, it guides readers through each step of this career path, from choosing a degree and training program, to navigating the tenure track, and through the intricacies of applying for and obtaining funding. The volume is unique in that it provides an overview of this entire career path, allowing readers to envision and prepare for their futures. The Physician Scientist's Career Guide fulfills a unique and crucial need and is an invaluable guide for medical students, fellows and newly appointed faculty members interested in a career in research.



**TANNAPFEL, Andrea.** Malignant mesothelioma . Berlin, Heidelberg : Springer Berlin Heidelberg, 2011.

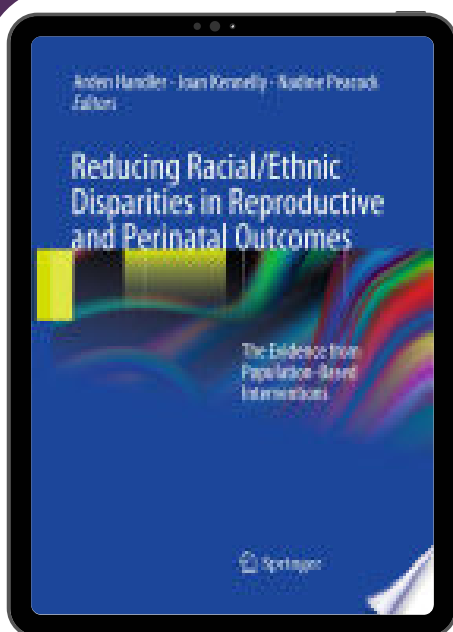
Malignant mesothelioma is an aggressive and fatal neoplasm of serous membranes. The pathogenesis of malignant mesothelioma is clearly linked to incorporated asbestos fibers. Owing to the late banning of asbestos use in industrial nations and the continuing mining and consumption of asbestos in many countries, the incidence of malignant mesothelioma is still rising worldwide. This book covers all the important aspects of the disease by bringing together contributions from selected experts in the fields of epidemiology, imaging, pathological diagnosis, therapy, genetics, and screening. Special emphasis is placed on the latest diagnostic techniques and current therapy standards. In addition, the mineralogy of asbestos is reviewed and clear advice is included on the analysis of tissue mineral fiber content. By providing a compact, scientifically based, and up-to-date overview of the management of malignant mesothelioma, this volume will be invaluable for all clinicians and pathologists who are engaged in the diagnosis and treatment of the disease or in related research.



@bc.ccs



@bc.ccs.ufrj





HANDLER, Arden. Reducing racial/ethnic disparities in reproductive and perinatal outcomes: the evidence from population-based interventions. New York, NY: Springer US, 2011.

Reducing Racial/Ethnic Disparities in Reproductive and Perinatal Outcomes: The Evidence from Population-Based Interventions Arden Handler, Joan Kennelly, Nadine Peacock, editors Among women's health concerns, reproductive issues, both prenatal and postpartum, hold particular prominence. Yet despite the many programs dedicated to improving women's reproductive health, maternal and infant morbidity and mortality rates in minority communities remain unchanged—or have increased. Confronting this alarming statistic head-on, Reducing Racial/Ethnic Disparities in Reproductive and Perinatal Outcomes is the first book systematically examining public health interventions designed toward meeting this important and elusive goal. Its contributors offer the best thinking and practice on this complicated topic, clarifying the relationship between evidence-based medicine and evidence-based public health and its potential for increasing parity, considering interventions in the multiple contexts of women's lives, reviewing the evidence base for each program or initiative featured, and describing methodologies for evaluating interventions. The resulting volume advocates for an integrative lifespan approach, including topics related to: Family planning STI and HIV/AIDS screening and treatment Smoking cessation and reducing exposure to environmental smoke Preconceptional well-woman care Depression screening and treatment Labor/delivery approaches and intrapartum care Emerging prenatal care interventions, from centering pregnancy to doula support For professionals and graduate students in psychiatry, psychology, sociology...

ENGERT, Andreas. Hodgkin lymphoma: a comprehensive update on diagnostics and clinics. Berlin, Heidelberg: Springer Berlin Heidelberg, 2011.

This book provides a well-illustrated, comprehensive, and up-to-date account of Hodgkin lymphoma. Epidemiology, pathogenesis, and the role of the microenvironment are examined in detail. The initial clinical evaluation and use of staging systems are fully discussed, and prognostic factors are carefully considered. The various treatment options for first-line and relapsed Hodgkin lymphoma are presented, including the newly available treatments for recurrent disease and the management required in special clinical circumstances. Given the very high cure rates and the young age of many patients, there is an increasing need to develop better individually tailored treatment strategies that will help to avoid both early and late side-effects of treatment. Such strategies receive due attention, and clear guidance is provided on the handling of Hodgkin survivors. This book will be of great value to hematologists, oncologists, and all others with an interest in Hodgkin lymphoma.



BENENSON, Efim V. Rheumatology clinical scenarios: syndrome or disease. London: Springer London, 2011.

Rheumatology: Clinical Scenarios is a case-based learning tool for trainees in rheumatology. Professor Efim Benenson presents 73 clinical scenarios and 156 clinical images for the student of rheumatology to diagnose, whilst his expert commentary is provided in a separate section. As a further diagnostic aid, two 'Rheumatology Trees' are provided which summarize in turn the articular and musculoskeletal disorders, as well as the connective tissue disorders and vasculitides. Professor Benenson's practice-oriented, didactic approach, and innovative organization of the rheumatic diseases is a valuable diagnostic aid to practicing rheumatologists and those teaching or training in rheumatology. Readers are recommended the companion book, Rheumatology: Syndromes and Symptoms, for further reading on Professor Benenson's organization of the rheumatic diseases.

Todos os e-books deste catálogo estão disponíveis na Base Minerva.


Para saber como acessá-los, confira nossa hashtag:

**#bc\_ccsebookstutorial**

-----  
*Ajude-nos a saber que você gostou deste post!*



*Curta*



*Compartilhe*



*Salve*



*Deixe seu comentário!*



@bc.ccs



@bc.ccs.ufrj